



www.Crayola.com

Coloring Pages

©2000 - 2008 Crayola LLC

TWINS MATCH UP

Find the twins that match and color them the same using Crayola® Markers or Colored Pencils.








www.Crayola.com

Coloring Pages

©2000 - 2008 Crayola LLC

ANIMAL BABIES

Match the baby and parent animals by drawing lines with Crayola® Dry-Erase Markers. Color the animals.





www.Crayola.com


Coloring Pages

©2000 - 2008 Crayola LLC

Travel Memory

Directions:

Play the Travel Memory Game by yourself or with friends! Start by looking at the pictures below for one minute. Then, turn the page over and slide it into the Dry Erase Activity Center with the blank white side up. Give yourself two minutes to draw as many items as you can remember. When the time is up, compare your drawings to the original picture. Add one point for each item you remembered. Subtract two points for any item you drew that isn't on this page. Try to improve your own score, or see who remembers more, you or your friends!





www.Crayola.com

Coloring Pages

©2000 - 2008 Crayola LLC

Travel Bingo 4



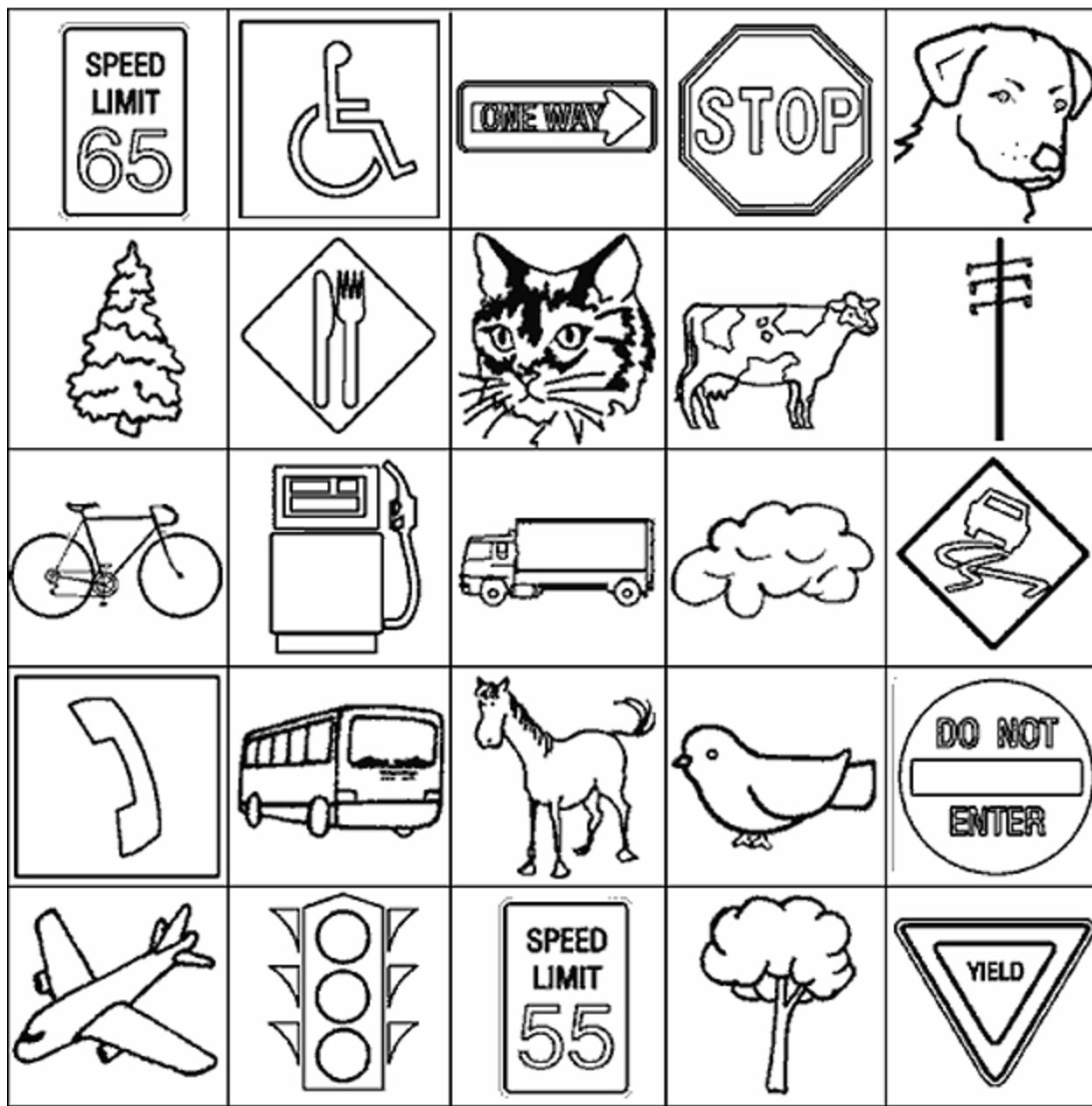
Travel Bingo Directions: Choose one of the four Travel Bingo playing cards. Decorate it. After everyone is ready, appoint one person to be the caller. This person looks out of the car window to spot things on the cards. As they call out things, cross them off of your card!. The first person to make a five-block line wins!


www.Crayola.com

Coloring Pages

©2000 - 2008 Crayola LLC

Travel Bingo 3




Travel Bingo Directions: Choose one of the four Travel Bingo playing cards. Decorate it. After everyone is ready, appoint one person to be the caller. This person looks out of the car window to spot things on the cards. As they call out things, cross them off of your card!. The first person to make a five-block line wins!


www.Crayola.com

Coloring Pages

©2000 - 2008 Crayola LLC

Travel Bingo 2




Travel Bingo Directions: Choose one of the four Travel Bingo playing cards. Decorate it. After everyone is ready, appoint one person to be the caller. This person looks out of the car window to spot things on the cards. As they call out things, cross them off of your card!. The first person to make a five-block line wins!


www.Crayola.com

Coloring Pages

©2000 - 2008 Crayola LLC

Travel Bingo 1



Travel Bingo Directions: Choose one of the four Travel Bingo playing cards. Decorate it. After everyone is ready, appoint one person to be the caller. This person looks out of the car window to spot things on the cards. As they call out things, cross them off of your card!. The first person to make a five-block line wins!



www.Crayola.com

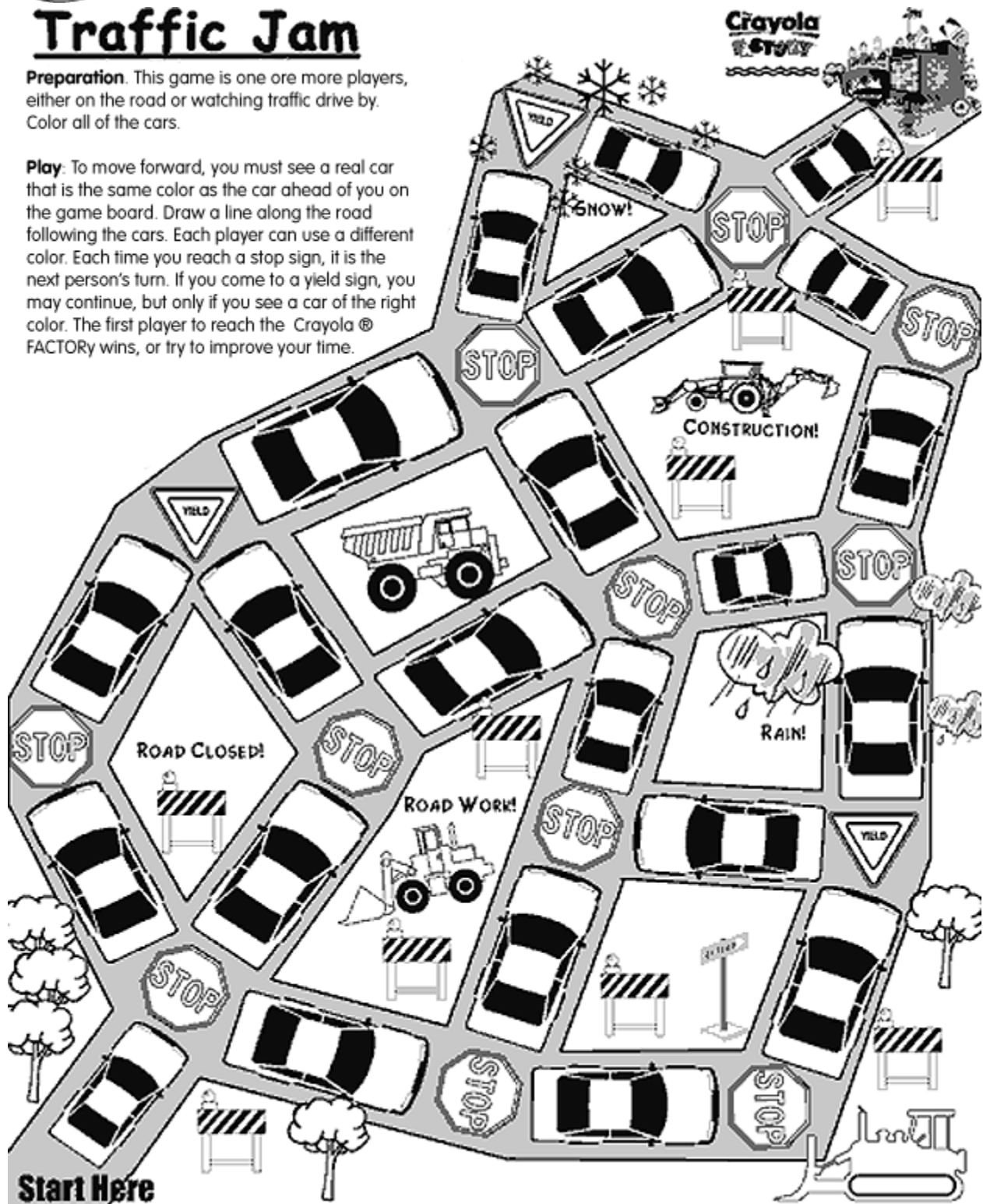
Coloring Pages

©2000 - 2008 Crayola LLC

Traffic Jam

Preparation. This game is one or more players, either on the road or watching traffic drive by. Color all of the cars.

Play: To move forward, you must see a real car that is the same color as the car ahead of you on the game board. Draw a line along the road following the cars. Each player can use a different color. Each time you reach a stop sign, it is the next person's turn. If you come to a yield sign, you may continue, but only if you see a car of the right color. The first player to reach the Crayola® FACTORY wins, or try to improve your time.







www.Crayola.com

Coloring Pages

©2000 - 2008 Crayola LLC

Thanksgiving Match Game

Print this page twice. Color and cut out the picture squares. Play with a friend.
Place the squares facedown and mix them around. Each player flips 2 squares
at a time. The player who finds the most matches wins!






www.Crayola.com

Coloring Pages

©2000 - 2008 Crayola LLC

Teddy Bear Match-Up

Find the teddy bears that match. Color them the same, using Crayola® Markers or Colored Pencils.





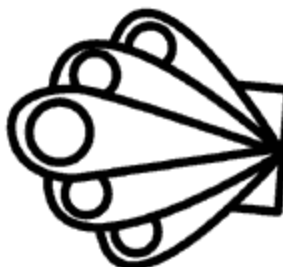
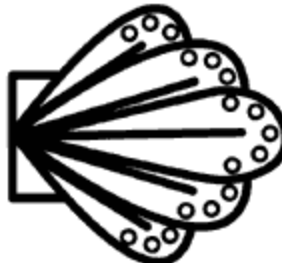
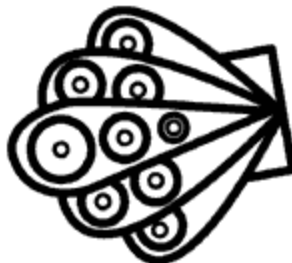
www.Crayola.com

Coloring Pages

©2000 - 2008 Crayola LLC

SEASHELL MATCH UP

Find the seashells that match, then color the pairs in identical colors and patterns using Crayola® Markers or Crayons.



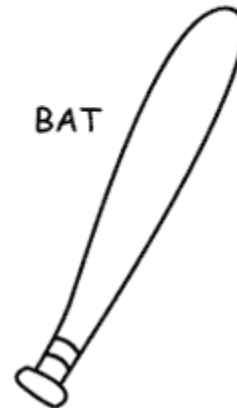
www.Crayola.com

Coloring Pages

©2000 - 2008 Crayola LLC

Rhyme Time

Using your favorite Crayola® crayon, marker, or colored pencil,
match each object on the left to the object on the right that rhymes!





www.Crayola.com
Coloring Pages

©2000 - 2008 Crayola LLC

MATCHING MOTHS

Find the moths that match. Color the pairs to look alike.



ANSWERS: PAIRS THAT MATCH — 1&5, 2&10, 3&4, 6&9, 7&8



www.Crayola.com

Coloring Pages

©2000 - 2008 Crayola LLC

LEAF MATCHING

FIND THE LEAVES THAT MATCH AND COLOR THEM
THE SAME USING CRAYOLA® MARKERS OR COLORED PENCILS.



ANSWERS: PAIRS THAT MATCH — 1&5, 2&10, 3&4, 6&9, 7&8



www.Crayola.com

Coloring Pages

©2000 - 2008 Crayola LLC



FRUIT & VEGGIE MATCH-UP

DIRECTIONS:

1. Print this sheet out twice. Color the fruits and vegetables with your favorite Crayola® crayons, markers or pencils, and cut out the cards along the dotted lines.

2. Arrange the cards face down between the players.

TO PLAY:


Take turns with friends or family members choosing two cards to flip over. If the pictures do not match, return them face down to where they were. If they do match keep them. When all the cards have been matched up, count the number of pairs each player has. The person with the most pairs wins!


www.Crayola.com

Coloring Pages

©2000 - 2008 Crayola LLC

MATCH THE CHERRY BLOSSOM TREES



Find the
cherry blossom
trees that match and
make them the same color.
The answers are upside down
at the bottom.

ANSWERS: THE FOLLOWING GROUPS MATCH - 1&8, 2&7, 3&5, 4&6.